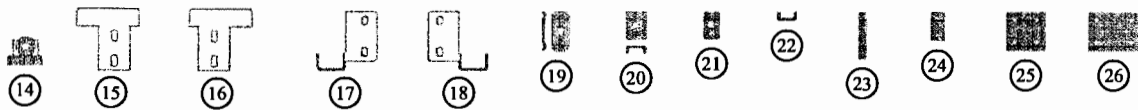
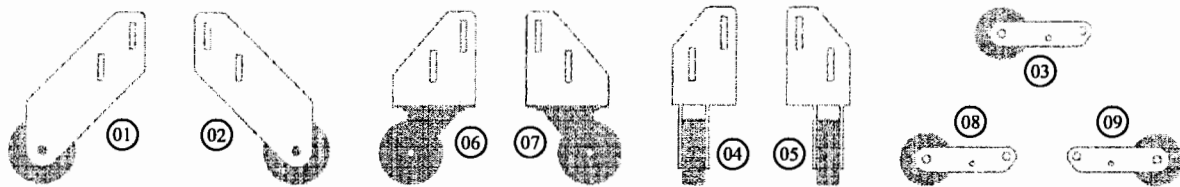



# SAFETY GUARDING HARDWARE

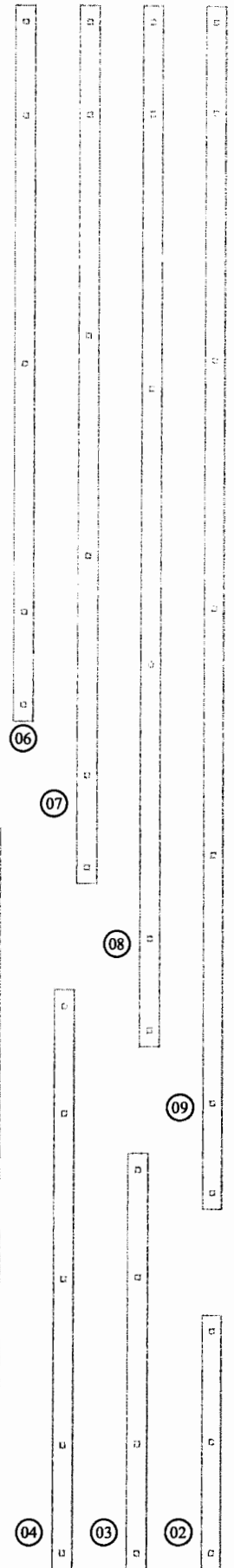
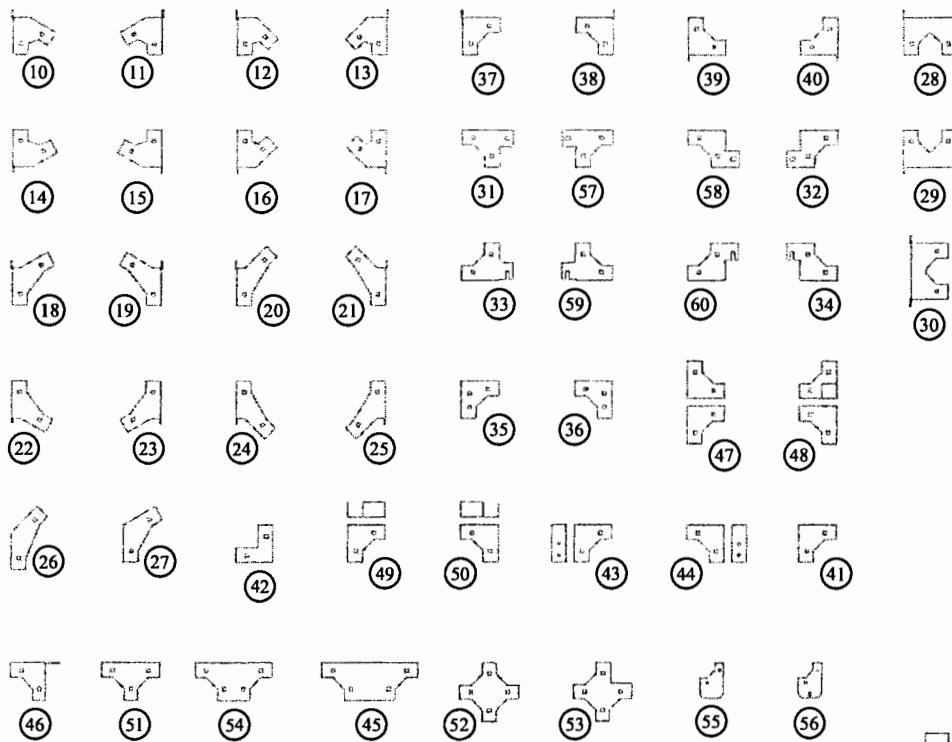
LN	PART	DESCRIPTION
01	A11761	LH T A SLIDE GATE WHEEL
02	A11762	RH T A SLIDE GATE WHEEL
03	A11763	LH T A SLIDE GATE CENTER WHEEL
04	A11764	LH T A HINGE GATE WHEEL
05	A11765	RH T A HINGE GATE WHEEL
06	A11766	LH T A BI-FOLD HINGE GATE WHEEL
07	A11767	RH T A BI-FOLD HINGE GATE WHEEL
08	A11768	LH T A QUAD SLIDE GATE WHEEL
09	A11769	RH T A QUAD SLIDE GATE WHEEL
10	A12792	600 1200 1800 TA SLIDE GATE TRACK
11	A12795	900 1800 2700 TA SLIDE GATE TRACK
12	A12797	1200 2400 3600 TA SLIDE GATE TRACK
13	A12798	1500 3000 4500 TA SLIDE GATE TRACK
14	A19201	TROLLY WHEEL
15	A19203	TOP LH SLIDE GATE SUPPORT
16	A19204	TOP RH SLIDE GATE SUPPORT BRACKET
17	A19205	LH SLIDE GATE SUPPORT BRACKET
18	A19206	RH SLIDE GATE SUPPORT BRACKET
19	A19250	SPECIAL PANEL MESH CLIP
20	A19252	STANDARD PANEL MESH CLIP
21	A19253	STANDARD PANEL MESH CLIP SPACER
22	A19254	POST WELD CLIP
23	A19264	HINGE PANEL PIN
24	A19265	HINGE PANEL BLOCK
25	A19270	HINGE GATE HINGE
26	A19273	BI-FOLD HINGE GATE HINGE

LN	PART	DESCRIPTION
28	A19501	5/16 -18 X 3/4 CARRIAGE BOLT
29	A19502	5/16 -18 X 1 CARRIAGE BOLT
30	A19503	5/16 -18 X 1 1/4 CARRIAGE BOLT
31	A19504	5/16 -18 X 1 3/4 CARRIAGE BOLT
32	A19505	5/16 -18 X 2 CARRIAGE BOLT
33	A19506	5/16 -18 X 3 CARRIAGE BOLT
34	A19511	5/16 -18 X 1 FLAT SOCKET HEAD
35	A19512	5/16 -18 X 2 1/4 FLAT SOCKET HEAD
36	A19517	1/2 -13 X 4 1/4 ANCHOR BOLT
37	A19520	M 12-1.75 X 20 SOCKET SET SCREW
38	A19522	M 8-1.25 X 16 FLAT SOCKET HEAD
39	A19523	M 8-1.25 X 16 SOCKET HEAD
40	A19524	M 8-1.25 X 20 BUTTON HEAD
41	A19529	M 8-1.25 UNISTRUT NUT
42	A19530	M 6-1 X 15 SOCKET HEAD
43	A19531	M 6-1 X 15 HEX HEAD
44	A19540	M 5-.8 X 16 SOCKET HEAD
45	A19541	M 5-.8 X 16 FLAT SOCKET HEAD
46	A19542	M 5-.8 X 40 SOCKET HEAD
47	A19543	M 5-.8 X 45 SOCKET HEAD
48	A19550	5/16 -18 NYLON INSERT LOCK NUT
49	A19554	M8-1.25 NYLON INSERT LOCK NUT
50	A19555	M6-1 HEX NUT
51	A19556	M5-.8 HEX NUT
52	A19560	M 5 LOCK WASHER
53	A19561	M 6 LOCK WASHER
54	A19562	M 8 LOCK WASHER
55	A19565	5/16 FLAT WASHER
56	A19566	5/16 FENDER WASHER



LN	PART	DESCRIPTION
01	A 12601	164 mm (6.45) INCHES LONG ANGLE
02	A 12602	464 mm (18.26) INCHES LONG ANGLE
03	A 12603	764 mm (30.07) INCHES LONG ANGLE
04	A 12604	1064 mm (41.88) INCHES LONG ANGLE
05	A 12605	1364 mm (53.70) INCHES LONG ANGLE
06	A 12611	1320 mm (51.96) INCHES LONG ANGLE
07	A 12612	1620 mm (63.77) INCHES LONG ANGLE
08	A 12613	1920 mm (75.59) INCHES LONG ANGLE
09	A 12614	2220 mm (87.40) INCHES LONG ANGLE
10	A 12801	TOP LH BRACKET 30 DEGREE DOWN
11	A 12802	TOP RH BRACKET 30 DEGREE DOWN
12	A 12803	TOP LH BRACKET 45 DEGREE DOWN
13	A 12804	TOP RH BRACKET 45 DEGREE DOWN
14	A 12805	BOTTOM LH BRACKET 30 DEGREE UP
15	A 12806	BOTTOM RH BRACKET 30 DEGREE UP
16	A 12807	BOTTOM LH BRACKET 45 DEGREE UP
17	A 12808	BOTTOM RH BRACKET 45 DEGREE UP
18	A 12809	TOP LH BRACKET 30 DEGREE UP
19	A 12810	TOP RH BRACKET 30 DEGREE UP
20	A 12811	TOP LH BRACKET 45 DEGREE UP
21	A 12812	TOP RH BRACKET 45 DEGREE UP
22	A 12813	BOTTOM LH BRACKET 30 DEGREE DOWN
23	A 12814	BOTTOM RH BRACKET 30 DEGREE DOWN
24	A 12815	BOTTOM LH BRACKET 45 DEGREE DOWN
25	A 12816	BOTTOM RH BRACKET 45 DEGREE DOWN
26	A 12817	CORNER BRACKET 30 DEGREE
27	A 12818	CORNER BRACKET 45 DEGREE
28	A 12820	TOP 100 mm PANEL BRACKET
29	A 12821	BOTTOM 100 mm PANEL BRACKET
30	A 12822	RH & LH SIDE 100 mm PANEL BRACKET

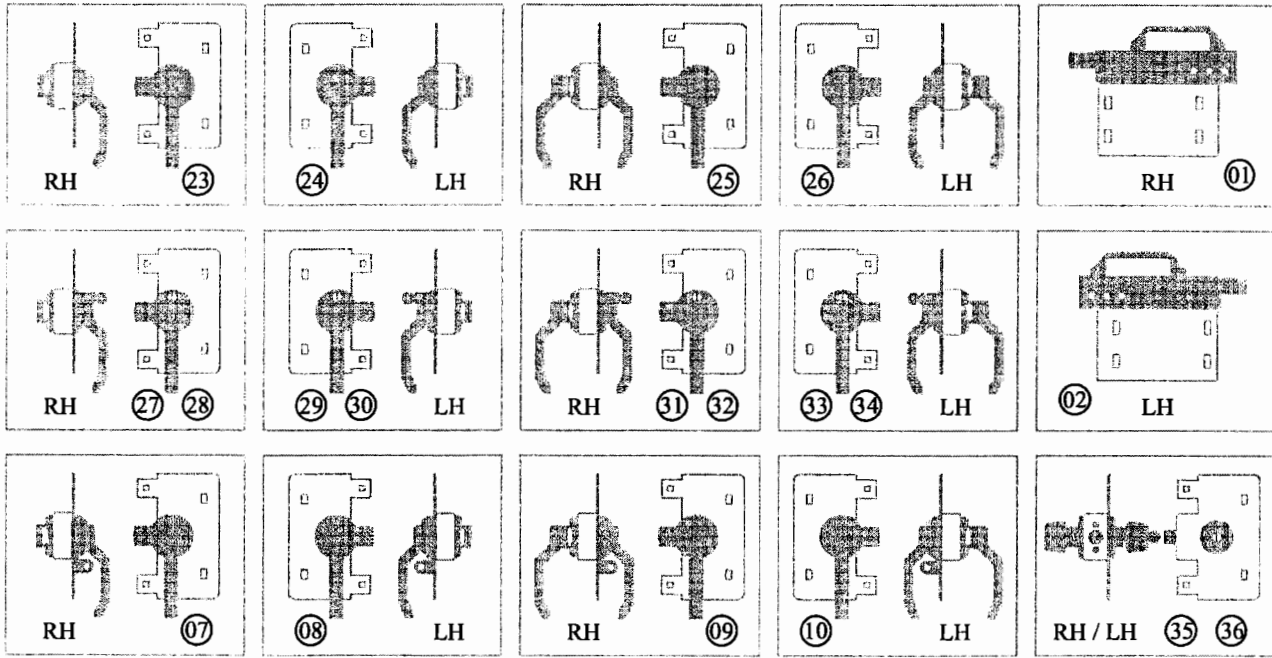
LN	PART	DESCRIPTION
31	A 12824	FRONT MOUNT CORNER BRACKET
32	A 12825	FRONT MOUNT CORNER BRACKET
33	A 12826	FRONT MOUNT CORNER BRACKET
34	A 12827	FRONT MOUNT CORNER BRACKET
35	A 12828	LH/RH HINGE GATE CORNER BRACKET
36	A 12829	RH/LH HINGE GATE CORNER BRACKET
37	A 12830	LH TOP CORNER BRACKET
38	A 12831	RH TOP CORNER BRACKET
39	A 12832	LH LOWER PANEL BRACKET
40	A 12833	RH LOWER PANEL BRACKET
41	A 12834	OUTSIDE CORNER BRACKET
42	A 12835	INSIDE CORNER PANEL BRACKET
43	A 12836	SLIDE GATE & H PANEL LH BRACKET
44	A 12837	SLIDE GATE & H PANEL RH BRACKET
45	A 12838	DOUBLE PANEL TOP/BOTTOM BRACKET
46	A 12839	OUTSIDE CORNER PANEL BRACKET
47	A 12840	CORNER BOX BRACKET
48	A 12841	OPEN CORNER BOX BRACKET
49	A 12842	T LH / B RH OPEN CORNER BRACKET
50	A 12843	T RH / B LH OPEN CORNER BRACKET
51	A 12844	T BRACKET
52	A 12845	4 WAY BRACKET
53	A 12846	4 WAY INSIDE CORNER BRACKET
54	A 12847	SPLIT PANEL BRACKET
55	A 12848	DOOR STOP BRACKET
56	A 12849	ROOF PANEL MOUNTING BRACKET
57	A 12854	FRONT MOUNT CORNER BRACKET
58	A 12855	FRONT MOUNT CORNER BRACKET
59	A 12856	FRONT MOUNT CORNER BRACKET
60	A 12857	FRONT MOUNT CORNER BRACKET



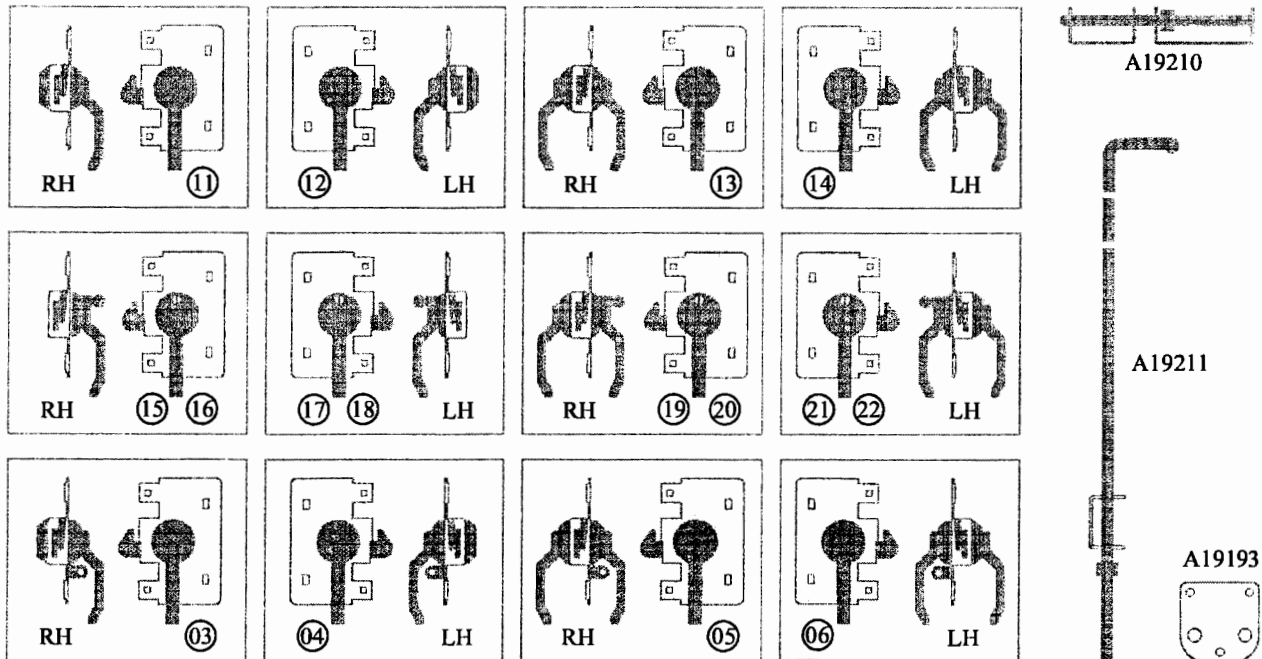
# HINGE & SLIDE GATE LATCH ASSEMBLY

LN	PART	DESCRIPTION	LN	PART	DESCRIPTION	LN	PART	DESCRIPTION
01	A19400	RH HINGE GATE SLIDE BOLT	13	A19473	RH S GATE 2 HANDLE ASSY	25	A19487	RH HINGE GATE 2 HANDLE ASSY
02	A19401	LH HINGE GATE SLIDE BOLT	14	A19474	LH S GATE 2 HANDLE ASSY	26	A19488	LH HINGE GATE 2 HANDLE ASSY
03	A19461	RH SG PAD LOCK HANDLE ASSY	15	A19475	RH SG KEYD 1 HANDLE ASSY	26	A19489	RH H G KEYD 1 HANDLE ASSY
04	A19462	LH SG PAD LOCK HANDLE ASSY	16	A19476	RH SG KEY ALIKE 1 HANDLE	28	A19490	RH H G KEY ALIKE 1 HANDLE
05	A19463	RH SG PAD LOCK HANDLE ASSY	17	A19477	LH SG KEYD 1 HANDLE ASSY	29	A19491	LH H G KEYD 1 HANDLE ASSY
06	A19464	LH SG PAD LOCK HANDLE ASSY	18	A19478	LH SG KEY ALIKE 1 HANDLE	30	A19492	LH H G KEY ALIKE 1 HANDLE
07	A19465	RH HG PAD LOCK HANDLE ASSY	19	A19481	RH SG KEYD 2 HANDLE ASSY	31	A19493	RH H G KEYD 2 HANDLE ASSY
08	A19466	LH HG PAD LOCK HANDLE ASSY	20	A19482	RH SG KEY ALIKE 2 HANDLE	32	A19494	RH H G KEY ALIKE 2 HANDLE
09	A19467	RH HG PAD LOCK HANDLE ASSY	21	A19483	LH SG KEYD 2 HANDLE ASSY	33	A19495	LH H G KEYD 2 HANDLE ASSY
10	A19468	LH HG PAD LOCK HANDLE ASSY	22	A19484	LH SG KEY ALIKE 2 HANDLE	34	A19496	LH H G KEY ALIKE 2 HANDLE
11	A19471	RH SLIDE GATE 1 HANDLE ASSY	23	A19485	RH H GATE 1 HANDLE ASSY	35	A19497	RH/LH H G KEYD HANDLE ASSY
12	A19472	LH SLIDE GATE 1 HANDLE ASSY	24	A19486	LH H GATE 1 HANDLE ASSY	36	A19498	RH/LH H G KEY ALIKE HANDLE

## HINGE GATE HANDLE ASSEMBLY



## SLIDE GATE HANDLE ASSEMBLY



# HINGE & SLIDE GATE HARDWARE

LN	PART	DESCRIPTION	LN	PART	DESCRIPTION	LN	PART	DESCRIPTION
01	A19302	RH H. G. SLIDE BOLT BRACKET	14	A19344	LATCH TENSION SPRING	27	A19362	SLIDE GATE 2 HANDLE SHAFT
02	A19303	LH H. G. SLIDE BOLT BRACKET	15	A19345	SLIDE GATE LATCH RECEIVER	28	A19363	HINGE GATE 2 HANDLE SHAFT
03	A19304	SLIDE BOLT HANDLE	16	A19347	RH HANDLE LATCH RECEIVER	29	A19384	RH PAD LOCK BRACKET
04	A19305	RH SLIDE BOLT	17	A19348	LH HANDLE LATCH RECEIVER	30	A19385	LH PAD LOCK BRACKET
05	A19306	LH SLIDE BOLT	18	A19351	HANDLE WITH STEEL CORE	31	A19386	HINGE GATE LATCH BRACKET
06	A19308	SLIDE BOLT GUIDE	19	A19352	KEY ALIKE	32	A19392	HINGE GATE LATCH BRACKET
07	A19309	GUIDE END CAP	20	A19353	KEY DIFFERENT	33	A19394	RH TA LOCK DROP PIN
08	A19337	DOOR LOCK ASSY PLATE	21	A19356	LATCH CAM	34	A19395	LH TA LOCK DROP PIN
09	A19338	TURN HANDLE ASSY PLATE	22	A19357	PLASTIC BEARING	35	A19396	TA SLIDE BOLT GUIDE BRACKET
10	A19340	SLIDE GATE HANDLE ASSY PL.	23	A19358	LOCK POSITION BEARING	36	A19397	TA SLIDE BOLT RECEIVER
11	A19341	SLIDE GATE HANDLE ASSY PL.	24	A19359	1/4 TURN STOP BEARING	37	A19398	TA SLIDE BOLT LOCK PIN
12	A19342	LH SLIDE GATE LATCH	25	A19360	SLIDE GATE 1 HANDLE SHAFT			
13	A19343	RH SLIDE GATE LATCH	26	A19361	HINGE GATE 1 HANDLE SHAFT			

## HINGE AND SLIDE GATE HANDLE PARTS

**Guard master TJS-GD2**    **Fortress Interlock**    **HONEYWELL GKLA40F1C2**    **FORTRESS AutoStop4**    **TELEMECANIQUE XCS**    **SCHMERSAL TZM 115VAC/96**    **NO INTERLOCK**  
 A19600    A19601    A19602    A19604    A19606    A19607    A19660