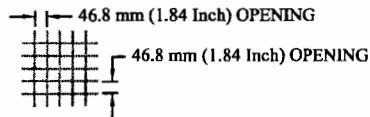


STEEL WELDED WIRE MESH


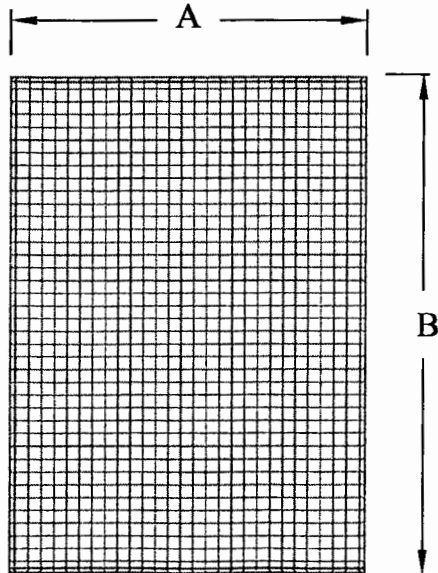
LN.	PART NO	A	B	DESCRIPTION
1	A10002	522	1378	2 x 2 x .165 WELDED WIRE MESH
2	A10003	822	1378	2 x 2 x .165 WELDED WIRE MESH
3	A10004	1122	1378	2 x 2 x .165 WELDED WIRE MESH
4	A10005	1478	1378	2 x 2 x .165 WELDED WIRE MESH
5	A10007	522	1678	2 x 2 x .165 WELDED WIRE MESH
6	A10008	822	1678	2 x 2 x .165 WELDED WIRE MESH
7	A10009	1122	1678	2 x 2 x .165 WELDED WIRE MESH
8	A10010	1478	1678	2 x 2 x .165 WELDED WIRE MESH
9	A10012	522	1978	2 x 2 x .165 WELDED WIRE MESH
10	A10013	822	1978	2 x 2 x .165 WELDED WIRE MESH
11	A10014	1122	1978	2 x 2 x .165 WELDED WIRE MESH
12	A10015	1478	1978	2 x 2 x .165 WELDED WIRE MESH
13	A10017	522	2278	2 x 2 x .165 WELDED WIRE MESH
14	A10018	822	2278	2 x 2 x .165 WELDED WIRE MESH
15	A10019	1122	2278	2 x 2 x .165 WELDED WIRE MESH
16	A10020	1478	2278	2 x 2 x .165 WELDED WIRE MESH

LN.	PART NO	A	B	DESCRIPTION
1	A10032	522	1378	1 x 2 x .165 WELDED WIRE MESH
2	A10033	822	1378	1 x 2 x .165 WELDED WIRE MESH
3	A10034	1122	1378	1 x 2 x .165 WELDED WIRE MESH
4	A10037	522	1678	1 x 2 x .165 WELDED WIRE MESH
5	A10038	822	1678	1 x 2 x .165 WELDED WIRE MESH
6	A10039	1122	1678	1 x 2 x .165 WELDED WIRE MESH
7	A10042	522	1978	1 x 2 x .165 WELDED WIRE MESH
8	A10043	822	1978	1 x 2 x .165 WELDED WIRE MESH
9	A10044	1122	1978	1 x 2 x .165 WELDED WIRE MESH
10	A10047	522	2278	1 x 2 x .165 WELDED WIRE MESH
11	A10048	822	2278	1 x 2 x .165 WELDED WIRE MESH
12	A10049	1122	2278	1 x 2 x .165 WELDED WIRE MESH

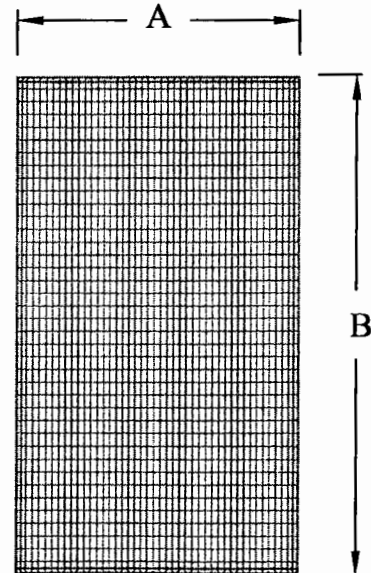
BLACK POWDER COATED FINISHED



50.8 X 50.8 X 4 WLDDED WIRE MESH
2.0 X 2.0 X .165 WLDDED WIRE MESH



25.4 X 50.8 X 4 WLDDED WIRE MESH
1.0 X 2.0 X .165 WLDDED WIRE MESH




TINTED WELD WELD SCREEN


LN.	PART NO	A	B	DESCRIPTION
1	A13001WY	240	1390	YELLOW TINT WELD SCREEN
2	A13002WY	540	1400	YELLOW TINT WELD SCREEN
3	A13003WY	840	1400	YELLOW TINT WELD SCREEN
4	A13004WY	1140	1400	YELLOW TINT WELD SCREEN
5	A13005WY	1440	1400	YELLOW TINT WELD SCREEN
6	A13006WY	240	1680	YELLOW TINT WELD SCREEN
7	A13007WY	540	1680	YELLOW TINT WELD SCREEN
8	A13008WY	840	1680	YELLOW TINT WELD SCREEN
9	A13009WY	1140	1680	YELLOW TINT WELD SCREEN
10	A13010WY	1440	1680	YELLOW TINT WELD SCREEN
11	A13011WY	240	1980	YELLOW TINT WELD SCREEN
12	A13012WY	540	1980	YELLOW TINT WELD SCREEN
13	A13013WY	840	1980	YELLOW TINT WELD SCREEN
14	A13014WY	1140	1980	YELLOW TINT WELD SCREEN
15	A13015WY	1440	1980	YELLOW TINT WELD SCREEN
16	A13016WY	240	2280	YELLOW TINT WELD SCREEN
17	A13017WY	540	2280	YELLOW TINT WELD SCREEN
18	A13018WY	840	2280	YELLOW TINT WELD SCREEN
19	A12019WY	1140	2280	YELLOW TINT WELD SCREEN
20	A13020WY	1440	2280	YELLOW TINT WELD SCREEN

LN.	PART NO	A	B	DESCRIPTION
1	A13001WR	240	1390	AZTEC RED WELD SCREEN
2	A13002WR	540	1400	AZTEC RED WELD SCREEN
3	A13003WR	840	1400	AZTEC RED WELD SCREEN
4	A13004WR	1140	1400	AZTEC RED WELD SCREEN
5	A13005WR	1440	1400	AZTEC RED WELD SCREEN
6	A13006WR	240	1680	AZTEC RED WELD SCREEN
7	A13007WR	540	1680	AZTEC RED WELD SCREEN
8	A13008WR	840	1680	AZTEC RED WELD SCREEN
9	A13009WR	1140	1680	AZTEC RED WELD SCREEN
10	A13010WR	1440	1680	AZTEC RED WELD SCREEN
11	A13011WR	240	1980	AZTEC RED WELD SCREEN
12	A13012WR	540	1980	AZTEC RED WELD SCREEN
13	A13013WR	840	1980	AZTEC RED WELD SCREEN
14	A13014WR	1140	1980	AZTEC RED WELD SCREEN
15	A13015WR	1440	1980	AZTEC RED WELD SCREEN
16	A13016WR	240	2280	AZTEC RED WELD SCREEN
17	A13017WR	540	2280	AZTEC RED WELD SCREEN
18	A13018WR	840	2280	AZTEC RED WELD SCREEN
19	A12019WR	1140	2280	AZTEC RED WELD SCREEN
20	A13020WR	1440	2280	AZTEC RED WELD SCREEN

14 Gage Yellow Weld Screen



14 Gage Aztec Red Weld Screen




TINTED WELD WELD SCREEN

LN.	PART NO.	A	B	DESCRIPTION
1	A13001WG	240	1390	DARK GREEN WELD SCREEN
2	A13002WG	540	1400	DARK GREEN WELD SCREEN
3	A13003WG	840	1400	DARK GREEN WELD SCREEN
4	A13004WG	1140	1400	DARK GREEN WELD SCREEN
5	A13005WG	1440	1400	DARK GREEN WELD SCREEN
6	A13006WG	240	1680	DARK GREEN WELD SCREEN
7	A13007WG	540	1680	DARK GREEN WELD SCREEN
8	A13008WG	840	1680	DARK GREEN WELD SCREEN
9	A13009WG	1140	1680	DARK GREEN WELD SCREEN
10	A13010WG	1440	1680	DARK GREEN WELD SCREEN
11	A13011WG	240	1980	DARK GREEN WELD SCREEN
12	A13012WG	540	1980	DARK GREEN WELD SCREEN
13	A13013WG	840	1980	DARK GREEN WELD SCREEN
14	A13014WG	1140	1980	DARK GREEN WELD SCREEN
15	A13015WG	1440	1980	DARK GREEN WELD SCREEN
16	A13016WG	240	2280	DARK GREEN WELD SCREEN
17	A13017WG	540	2280	DARK GREEN WELD SCREEN
18	A13018WG	840	2280	DARK GREEN WELD SCREEN
19	A12019WG	1140	2280	DARK GREEN WELD SCREEN
20	A13020WG	1440	2280	DARK GREEN WELD SCREEN

LN.	PART NO.	A	B	DESCRIPTION
1	A13001WC	240	1390	CLEAR WELD SCREEN
2	A13002WC	540	1400	CLEAR WELD SCREEN
3	A13003WC	840	1400	CLEAR WELD SCREEN
4	A13004WC	1140	1400	CLEAR WELD SCREEN
5	A13005WC	1440	1400	CLEAR WELD SCREEN
6	A13006WC	240	1680	CLEAR WELD SCREEN
7	A13007WC	540	1680	CLEAR WELD SCREEN
8	A13008WC	840	1680	CLEAR WELD SCREEN
9	A13009WC	1140	1680	CLEAR WELD SCREEN
10	A13010WC	1440	1680	CLEAR WELD SCREEN
11	A13011WC	240	1980	CLEAR WELD SCREEN
12	A13012WC	540	1980	CLEAR WELD SCREEN
13	A13013WC	840	1980	CLEAR WELD SCREEN
14	A13014WC	1140	1980	CLEAR WELD SCREEN
15	A13015WC	1440	1980	CLEAR WELD SCREEN
16	A13016WC	240	2280	CLEAR WELD SCREEN
17	A13017WC	540	2280	CLEAR WELD SCREEN
18	A13018WC	840	2280	CLEAR WELD SCREEN
19	A12019WC	1140	2280	CLEAR WELD SCREEN
20	A13020WC	1440	2280	CLEAR WELD SCREEN

14 Gage Dark Green Weld Screen



14 Gage Clear Weld Screen

